

ELEKTRA L

DATASHEET | SPECIFICATIONS



CHARACTERISTIC

Modern outdoor LED luminaire with integrated surge protection and adjustable joint $\pm 20^\circ$.

USE

Road classes I. and II.

Outdoor areas

TECHNICAL SPECIFICATIONS

ELECTRICAL PARAMETERS

Light source	» LED
AC voltage	» AC 220–240 V / 50–60 Hz
Connection	» leading out cable » leading out cable with connector (G) » without cable (WO)
Driver	» electronic driver with surge protection L/N-Ground 10 kV
Surge protection	» additional surge protection 10 kV (S)
Fuse	» fuse 6,3 A (J)
Dimming	» non-dimmable (not labeled) » DALI (DALI) » night dimming (A) » preparation for wireless communication NEMA (N) » Zhaga (Z) or 2x Zhaga (Z2)
Constant lumen output	» CLO (C)

LIGHT PARAMETERS

Optical system	» roads (Mxx) » roads (Lxx) » directional (Pxx) » area (Uxx) » pedestrian crossing (ZLxx/ZPxx) » combined optics (Kxx) » BACK Light shades (BL1/BL2) » FRONT Light shades (FL1/FL2)
Light distribution	» direct
Color rendering index	» Ra > 70 » Ra > 80
Color temperature	» BLUE FREE (AMBER) » 2 700 K » 3 000 K » 4 000 K » 5 000 K » 5 700 K » TW
Service life	» > 120 000 hrs. (L90)

CONSTRUCTION

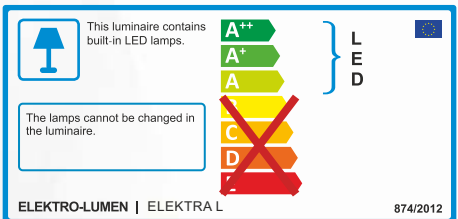
Housing	» aluminum cast
Color	» RAL 7015/9006 » other RAL (on request)
Surface	» matte
Cover	» tempered glass

SAFETY

Protection class	» I » II
Ambient operating temperature	» max. -40 / +50 °C
Ingress protection	» IP 66
Impact protection	» IK 09 » IK 10
EMC	» YES
Vibration test	» YES
Static load test	» YES
Corrosion test – Salty spray	» YES (1 500 hours)
Life test	» TM21
Certification	» ENEC » ENEC+ » Zhaga-D4i » IDA Dark Sky Approved
CB mark	» YES
RoHS	» YES
REACH	» YES

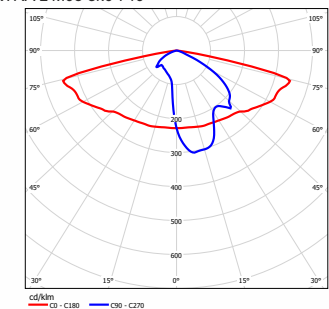
MOUNTING

Method	» pole or outrigger (48–60 mm) » adapter (60–76) (on request) » adjustable joint $\pm 20^\circ$
Recommended height	» up to 15 m
Additional equipment	» external shades (CPZ) - on order



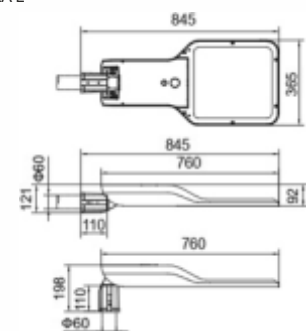
LIGHT DISTRIBUTION CURVE

ELEKTRA L M03 8k0 740



DIMENSIONS

ELEKTRA L



VARIANTS

DATASHEET ELEKTRA L

VARIANTS (chip 3535)	POWER (W)				LUMINAIRE OUTPUT FLUX (lm)		LUMINAIRE EFFICIENCY (lm/W)	SERVICE LIFE (hrs.)	WEIGHT
	Color temperature (K)				min	max			
Catalog name	2200K (Ra 70)	2700K (Ra 70)	3000K (Ra 70)	4000K (Ra 70)	min	max	Up to	L90B10	kg*
ELEKTRA L Mxx 14k0	100,6	91,3	85,5	80,7	11 543	13 485	167,1	> 120 000	9.2
ELEKTRA L Mxx 16k0	118	101,3	99,6	94,1	13 192	15 411	163,8	> 120 000	9.2
ELEKTRA L Mxx 18k0	134	116,5	115,5	108	14 841	17 338	160,5	> 120 000	9.2
ELEKTRA L Mxx 20k0	143	132	124	117	16 490	19 264	164,6	> 120 000	9.2
ELEKTRA L Mxx 22k0	160**	138	138	130	18 139	21 190	163,0	> 120 000	9.2
ELEKTRA L Mxx 24k0	175**	150	143	135	19 788	23 117	171,2	> 120 000	9.2
ELEKTRA L Mxx 26k0	-	168**	157	148	21 437	25 043	169,2	> 120 000	9.2
ELEKTRA L Mxx 28k0	-	-	172**	160**	23 086	26 970	168,6	> 120 000	9.2
ELEKTRA L Mxx 30k0	-	-	-	173**	24 735	28 896	167,0	> 120 000	9.2

VARIANTS (chip 5050)	POWER (W)					LUMINAIRE OUTPUT FLUX (lm)		LUMINAIRE EFFICIENCY (lm/W)	SERVICE LIFE (hrs.)	WEIGHT
	Color temperature (K)					min	max			
Catalog name	BLUE FREE (AMBER)	2200K (Ra 70)	2700K (Ra 70)	3000K (Ra 70)	4000K (Ra 70)	min	max	Up to	L90B10	kg*
ELEKTRA L Lxx 14k0	92	90,2	85,3	78,8	74,5	11 866	13 234	177,6	> 120 000	9.2
ELEKTRA L Lxx 16k0	106,7	105	95,6	91,7	86,6	13 562	15 125	174,7	> 120 000	9.2
ELEKTRA L Lxx 18k0	122	120	109,2	105	98,8	15 257	17 015	172,2	> 120 000	9.2
ELEKTRA L Lxx 20k0	132	129	124	115	108	16 952	18 906	175,1	> 120 000	9.2
ELEKTRA L Lxx 22k0	146	143	138	127	120	18 647	20 797	173,3	> 120 000	9.2
ELEKTRA L Lxx 24k0	158**	156	144	140	132	20 342	22 687	171,9	> 120 000	9.2
ELEKTRA L Lxx 26k0	-	-	157	145	138	22 038	24 578	178,1	> 120 000	9.2
ELEKTRA L Lxx 28k0	-	-	169**	156	147	23 733	26 468	180,1	> 120 000	9.2
ELEKTRA L Lxx 30k0	-	-	-	169**	159**	25 428	28 359	178,4	> 120 000	9.2

VARIANTS PEDESTRIAN CROSSINGS (chip 3535)	POWER (W)					LUMINAIRE OUTPUT FLUX	LUMINAIRE EFFICIENCY (lm/W)	SERVICE LIFE (hrs.)	WEIGHT
	Color temperature (K)								
Catalog name	2700K (Ra 70)	3000K (Ra 70)	4000K (Ra 70)	5000K (Ra 70)	5700K (Ra 70)	lm	Up to	L90B10	kg*
ELEKTRA L Mxx ZL03 18k0	116,5	115,5	108	110	110	16 081	148,9	> 120 000	9.2
ELEKTRA L Mxx ZL04 18k0	116,5	115,5	108	110	110	15 921	147,4	> 120 000	9.2
ELEKTRA L Mxx ZL06 18k0	112,5	105	99,1	97,3	100	15 701	161,4	> 120 000	9.2
ELEKTRA L Mxx ZP01 18k0	116,5	115,5	108	110	110	16 155	149,6	> 120 000	9.2
ELEKTRA L Mxx ZP02 18k0	116,5	115,5	108	110	110	16 160	149,6	> 120 000	9.2
ELEKTRA L Mxx ZP03 18k0	116,5	115,5	108	110	110	16 081	148,9	> 120 000	9.2
ELEKTRA L Mxx ZP06 18k0	112,5	105	99,1	97,3	100	16 700	171,6	> 120 000	9.2
ELEKTRA L Mxx ZL06 20k7	132	124	117	116	118	18 057	155,7	> 120 000	9.2
ELEKTRA L Mxx ZP06 20k7	132	124	117	116	118	19 205	165,6	> 120 000	9.2
ELEKTRA L Mxx ZL03 22k0	138	138	130	131	130	19 655	151,2	> 120 000	9.2
ELEKTRA L Mxx ZL04 22k0	138	138	130	131	130	19 459	149,7	> 120 000	9.2
ELEKTRA L Mxx ZP01 22k0	138	138	130	131	130	19 745	151,9	> 120 000	9.2
ELEKTRA L Mxx ZP02 22k0	138	138	130	131	130	19 752	151,9	> 120 000	9.2
ELEKTRA L Mxx ZP03 22k0	138	138	130	131	130	19 655	151,2	> 120 000	9.2
ELEKTRA L Mxx ZL03 26k0	168**	157	148	146	149	23 228	159,1	> 120 000	9.2
ELEKTRA L Mxx ZL04 26k0	168**	157	148	146	149	22 997	157,5	> 120 000	9.2
ELEKTRA L Mxx ZP01 26k0	168**	157	148	146	149	23 335	159,8	> 120 000	9.2
ELEKTRA L Mxx ZP02 26k0	168**	157	148	146	149	23 343	159,9	> 120 000	9.2
ELEKTRA L Mxx ZP03 26k0	168**	157	148	146	149	23 228	159,1	> 120 000	9.2

* The weight may vary slightly depending on the luminaire variant.

** Can not be produced under ENEC licence.

Luminaire ambient temperature TQ 25 °C
Initial color consistency: ≤ 5 SDCM
IDA Dark Sky fixture seal of approval relates to $\leq 3\ 000$ K
To meet IDA requirements, the luminaires must be installed horizontally with the road
Optical and electrical parameters tolerance $\pm 10\%$

When using the CLO function, the initial power and luminous flux is 10 % lower than the value shown in the table. LDT curves with CLO function have the letter "C" at the end of their marking.

The term BLUE FREE (AMBER) in lighting technology refers to light with a minimum amount of the blue part of the light spectrum ($< 2\%$).

CODE DESCRIPTION

ELEKTRAL	II	M01BL2	8k0	730	B124	45CAZ2	SJG	H3S	ENEC
Name									
Class									
Without marking					Class I				
II					Class II				
Luminaire generation									
M01					Roads				
L01					Roads				
P01					Directional				
U01					Area				
ZP1/ZL1					Pedestrian crossings				
K01					Combined optics				
BL1/BL2					BACK Light shades				
Luminous flux marking (source)									
Ra 70 / 3 000 K									
LED module marking									
B					LED module type				
1									
2									
4									
4					Mask type				
Driver type									
43					DALI driver + 3 pole terminal block				
45					DALI driver + 5 pole terminal block				
45P					DALI driver + 5 pole terminal block + presence detection				
4					DALI driver				
1					on/off driver				
D					D4i driver (for Zhaga connector)				
C					Constant luminous flux (CLO)				
A					AstroDim				
Z					Zhaga konektor, 4 pin (D4i driver)				
Z2					2× Zhaga konektor, 4 pin (D4i driver)				
N					NEMA connector, 7 pin (DALI driver)				
S					Surge protection				
J					Fuse 6,3 A				
G					Gesis connector				
H					H05(07)RN-F cable (1 mm ²)				
C					CYKY cable (1,5 mm ²)				
WO					Without cable				
2					2 core cable				
3					3 core cable				
5					5 core cable				
S					Standard – 25 cm length of cable (led out of the luminaire)				
1					1 meter (length in whole meters)				
ENEC certification									