

HASSTA

DATASHEET | SPECIFICATIONS



TECHNICAL SPECIFICATIONS

ELECTRICAL PARAMETERS

Light source	» LED
AC voltage	» AC 220–240 V / 50–60 Hz
Connection	» leading out cable » leading out cable with connector (G)
Driver	» electronic driver with surge protection L/N-Ground 10 kV
Surge protection	» EP + additional surge protection 10 kV (S)
Dimming	» non-dimmable (not labeled) » DALI » night dimming (A) » preparation for wireless communication NEMA (N) » Zhaga (Z)
Constant luminous flux	» CLO (C)

LIGHT PARAMETERS

Optical system	» roads (Mxx) » roads (Lxx) » directional (Pxx) » area (Uxx) » pedestrian crossing (ZLx/ZPx) » combined optics (Kxx) » AMBER – module (Nxx) » AMBER – optics (ALxx)
Light distribution	» direct » single-sided radiation (1) » double-sided radiation (2)
Color rendering index	» Ra > 70 » Ra > 80
Color temperature	» AMBER » 2 200 K » 2 700 K » 3 000 K » 4 000 K » 5 000 K
Service life	» > 100 000 hours (L90B10)

CONSTRUCTION

Housing	» aluminum cast
Color	» RAL 7015
Surface	» mat
Cover	» tempered glass

SAFETY

Protection class	» I » II
Ambient operating temperature	» -35 / +45 °C
Ingress protection	» IP 66
Impact protection	» IK 08
Certification	» ENEC

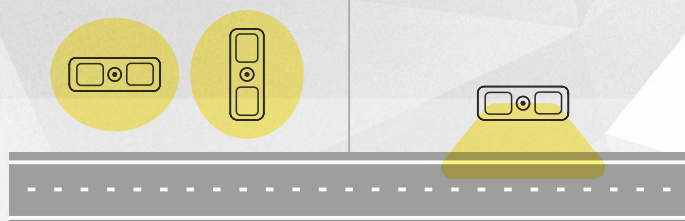
MOUNTING

Method	» pole (48–67 mm)
Recommended height	» up to 6 m

DIRECTION OF RADIATION

Optics U01, U02

All other optics Mxx, Lxx, Pxx



CHARACTERISTIC

Designer LED luminary. Apart from its sleek design and high performance, it uses two lighting panels allowing for independent-chromaticity settings.

USE

- Square
- City parks
- Cycle paths
- Road classes II. and III.
- Sidewalks
- Lighting of outdoor railway areas



Toto svítidlo obsahuje zabudované světelné zdroje LED

Světelné zdroje LED v tomto svítidle nelze vyměnit

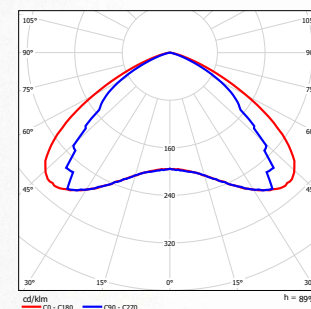
A++
A+
A
C
D

LED

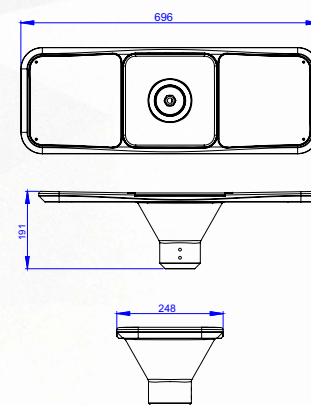
ELEKTRO-LUMEN | HASSTA 874/2012

LIGHT DISTRIBUTION CURVE

HASSTA 2 U01 4k0 740



DIMENSIONS



VARIANTS

DATASHEET HASSTA

TYPE	PŘÍKON (W)						TYPICAL LUMINOUS FLUX	SERVICE LIFE	WEIGHT
	Name	AMBER module	AMBER optikcs	Color temperature (K)					
Single-sided radiation (chip 3535)	(Nxx)	(Alxx)	2200	2 700	3 000	4 000	Lumen (lm)	L90B10 (hod.)	kg*
HASSTA 2 Mxx ... 2k0 ...	21	—	16	13,9	13,9	12,6	2 000	> 100 000	8,0
HASSTA 2 Mxx ... 3k0 ...	32,1	—	23,4	20,9	19,6	18,3	3 000	> 100 000	8,0
HASSTA 2 Mxx ... 4k0 ...	39,8	—	33	28,1	26,8	24,3	4 000	> 100 000	8,0
HASSTA 2 Mxx ... 5k0 ...	50,9	—	43,4	35,5	33	31	5 000	> 100 000	8,0
HASSTA 2 Mxx ... 6k0 ...	61	—	44,4	45,5	41,1	38,3	6 000	> 100 000	8,0
HASSTA 2 Mxx ... 7k0 ...	—	—	53,7	47	42	41,2	7 000	> 100 000	8,0
HASSTA 2 Mxx ... 8k0 ...	—	—	63,5	54,3	49,3	47	8 000	> 100 000	8,0
HASSTA 2 Mxx ... 9k0 ...	—	—	72,9	63,3	59,3	54,4	9 000	> 100 000	8,0
Double-sided radiation (chip 5050)									
HASSTA 2 Lxx ... 2k0 ...	—	12,5	—	12,5	12,5	12,5	2 000	> 100 000	8,0
HASSTA 2 Lxx ... 3k0 ...	—	17,5	—	18	17,5	17,5	3 000	> 100 000	8,0
HASSTA 2 Lxx ... 4k0 ...	—	23,1	—	24,5	23,1	23,1	4 000	> 100 000	8,0
HASSTA 2 Lxx ... 5k0 ...	—	28	—	31,1	30,6	28	5 000	> 100 000	8,0
HASSTA 2 Lxx ... 6k0 ...	—	34,1	—	38	35,9	34,1	6 000	> 100 000	8,0
HASSTA 2 Lxx ... 7k0 ...	—	36,9	—	41,3	39,6	36,9	7 000	> 100 000	8,0
HASSTA 2 Lxx ... 8k0 ...	—	44	—	46,4	46,4	44	8 000	> 100 000	8,0
HASSTA 2 Lxx ... 9k0 ...	—	48,7	—	53,7	51,2	48,7	9 000	> 100 000	8,0

*Weight may vary depending on the luminaire variant

The IDA Dark Sky seal of approval only applies to variants with CCT ≤ 3,000 K

To meet IDA Dark Sky requirements, fixtures must be installed level with the roadway

Luminaire ambient temperature TQ 25 °C

Initial color consistency: ≤ 5 SDCM

Optical and electrical parameters tolerance ± 10 %

When using the CLO function, the initial power and luminous flux is 10 % lower than the value shown in the table. LDT curves with CLO function have the letter "C" at the end of their marking.

AMBER	The term AMBER in lighting technology refers to light with a minimum amount of the blue part of the light spectrum.
AMBER – module	The light emitted from the LED chips on the module is already free of the blue part of the light spectrum (standard PMMA optics).
AMBER – optics	The optical system absorbs the blue part of light from the LED module and transmits the remaining light spectrum (special AMBER optics).

CODE DESCRIPTION

HASSTA II 2 U01 8k0 730 B124 45CAZ SJG H3S ENEC

Name	
Class	
Without marking	Class I
II	Class II
Double-sided radiation	
Optical system	
M01	Roads
L01	Roads
P01	Directional
U01	Area
K01	Combined optics
N01	Roads, AMBER – module
AL01	Roads, AMBER – optics
BM1 / BM2	Back light mask
Luminous flux marking (source)	
Ra 70 / 3 000 K	
LED module marking	
B	LED module type
1	
2	
4	Mask type
Driver type	
43	OSRAM 4DIM (DALI) + 3 pole terminal block
45	OSRAM 4DIM (DALI) + 5 pole terminal block
45P	OSRAM 4DIM (DALI) + 5 pole terminal block + presence detection
4	OSRAM 4DIM
1	OSRAM 1DIM (noDALI)
D	OSRAM DX – Dexal (for Zhaga connector)
C	Constant luminous flux (CLO)
A	AstroDim
Z	Zhaga connector, 4 pin (Dexal driver)
N	NEMA connector, 7 pin (4DIM driver)
S	Surge protection 10 kV
J	Fuse 6,3 A
G	Gesis connector
H	H05(07)RN-F cable (1 mm ²)
C	CYKY cable (1,5 mm ²)
2	2 core cable
3	3 core cable
5	5 core cable
S	Standard – 25 cm length of cable (led out of the luminaire)
1	1 meter (length in whole meters)
ENEC certification	